
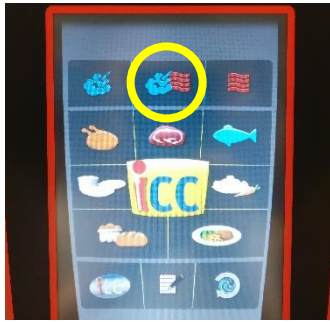


# SCC Oven Start Up




Picture 1



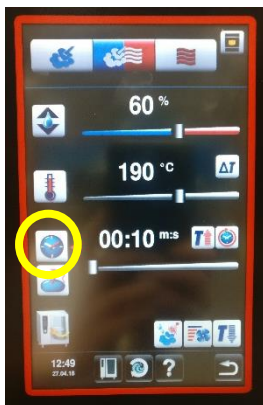
Picture 2



Picture 3



Picture 4



Picture 5

- Turn oven on. (Picture 1)
- Set the oven to combi mode. (Picture 2)
- Push temperature symbol (picture 3) and use central dial to set preheat temperature (250 °C)
- Push preheat symbol to allocate PREHEAT (picture 4). The word preheat will appear and preheat will begin.
- Once oven has been preheated, the alarm will signal.
- Reduce the temperature from 250°C to 190°C (picture 5).
- Push the timer button (picture 5).
- Use central dial to set allocated time (i.e. 10 minutes).
- Make sure to stand behind the oven door when opening.
- Load in your trays.
- Close the door.
- Cooking begins.
- Reference cooking guidelines sheet.